



Maha Bodhi School
2009 Continual Assessment 2
Science

Name : _____ ()

Date : 27 August 2009

Class : Pr 3 (

Duration : 1 h 30 min (Parts I & II)

Part I: (50 marks)


For each question from 1 to 25, four options are given. One of them is the correct answer. Make your choice (1, 2, 3 or 4). Shade the correct oval (1, 2, 3 or 4) on the Optical Mark Sheet (OMS).

1. Which of the following statements about insects are correct?

- A. All insects lay eggs.
- B. All insects eat plants.
- C. All insects have six legs.
- D. All small animals are insects.


- (1) A and C only
- (2) B and C only
- (3) A and D only
- (4) A, B and C only

2. Which of the following animals are insects?



- (1) A and C only
- (2) B and C only
- (3) A, B and C only
- (4) A, B, C and D

3.



Weng Kei, Fandi and Joseph observed the animals above and made the following conclusions.

Weng Kei: They are birds because they can fly.

Fandi: They are birds because they stand on two legs.

Joseph: They are birds because they have feathers as their outer covering.

Which of them is/are correct?


- (1) Joseph only
- (2) Weng Kei only
- (3) Fandi and Joseph only
- (4) Weng Kei and Joseph only

4. Which of the following statements is/are correct?

- A. All fishes lay eggs.
- B. Fishes live in water.
- C. Fishes use gills to help them breathe in water.

- (1) B only
- (2) A and B only
- (3) A and C only
- (4) B and C only

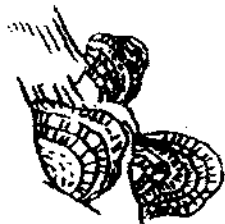
5. Look at the diagram of a mushroom below.



The part labelled X produces _____.

- (1) eggs
- (2) fruits
- (3) seeds
- (4) spores

6. Study the pictures, shown below, of some living things.



bracket fungus



cactus



aloe vera

Which of the following statements about these living things is/are correct?

- A. They feed on dead things.
- B. They can make their own food.
- C. They respond slowly to changes.

- (1) A only
- (2) C only
- (3) A and B only
- (4) B and C only

7. Which of the following statements is not true of bacteria?

- (1) Bacteria do not need air, food and water.
- (2) Some bacteria can help us to digest food.
- (3) Some bacteria can help turn milk into cheese.
- (4) Some bacteria can cause illnesses such as sore throat.

8. Which of the following is not a property of glass?

- (1) It is hard.
- (2) It is flexible.
- (3) It is waterproof.
- (4) It is transparent.

9. Study the table below.

Animals		
X	Y	Z
Dog	Bee	Eagle
Cat	Ant	Chicken
?	Mosquito	Pigeon

Which of the following animals can be placed in Group X?

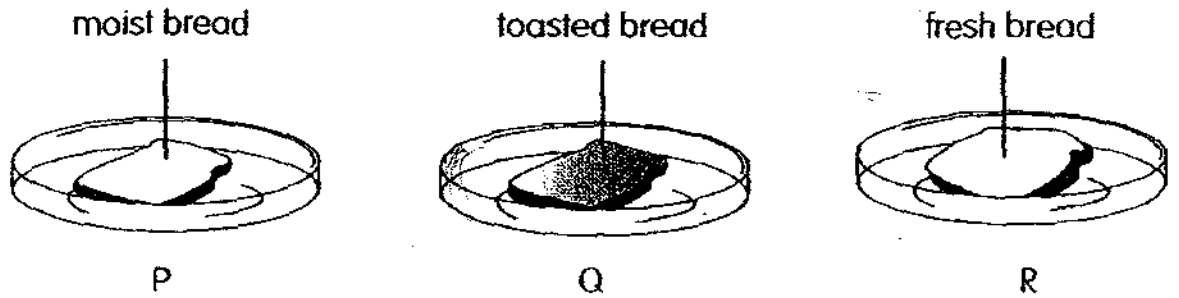
- (1) Frog
- (2) Dolphin
- (3) Ostrich
- (4) Butterfly

10. Kimberly left her old bag in the cupboard for a year. She noticed some white and green patches on her bag when she took it out. As she touched the patches, some powdery grains were seen on her fingers.

What are the powdery grains most likely to be?

- (1) Powder
- (2) Bacteria
- (3) Sawdust
- (4) Fungal spores

11. Jannan conducted an experiment with the set-ups as shown below.



Arrange the setups in order, starting with the dish **most likely** to have mould appearing on its bread first.

- (1) P, R, Q
 - (2) Q, P, R
 - (3) Q, R, P
 - (4) R, P, Q
12. Peng Hao wants to make window grilles to prevent burglars from entering through the window. Which one of the following materials is the **most suitable**?
- (1) Metal
 - (2) Glass
 - (3) Plastic
 - (4) Rubber
13. Look at the picture of the umbrella below.



Which one of the following materials is the best for making the part labelled X?

- (1) Silk
- (2) Wool
- (3) Nylon
- (4) Cotton

14. Jia Jia wants to choose a material to build a table surface that does not scratch nor break easily. She tested materials W, X, Y and Z.

She recorded her findings in a table, by putting a tick (✓) under the properties that she had observed.

Material	Strong	Hard	Flexible
W		✓	
X	✓		✓
Y	✓	✓	
Z	✓		✓

Which material is the **most suitable** to meet her requirements?

- (1) W
- (2) X
- (3) Y
- (4) Z

15. Study the table below.

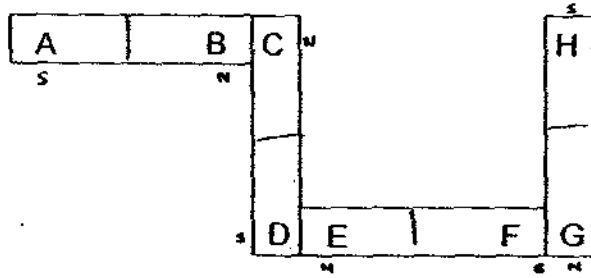
Which pair of objects has been classified **incorrectly**?

	Non-magnetic	Magnetic
(1)	Clay	Iron
(2)	Ceramic	Steel
(3)	Bronze	Cobalt
(4)	Silver	Copper

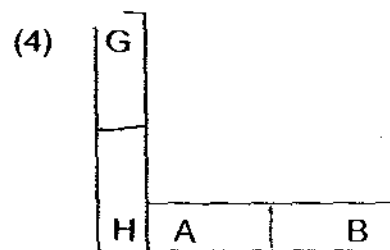
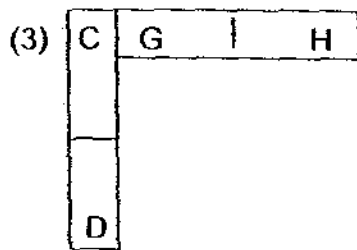
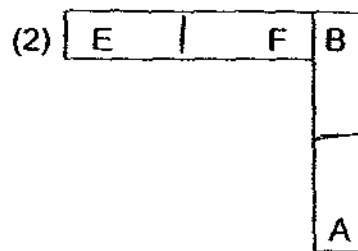
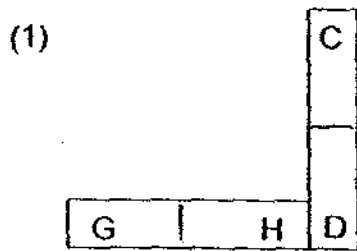
16. Which one of the following types of rock is a natural magnet?

- (1) Gravel
- (2) Granite
- (3) Limestone
- (4) Lodestone

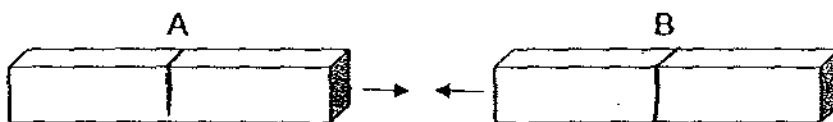
17. Four bar magnets with their ends marked A to H can be arranged as shown below.



Which one of the following diagrams shows a possible arrangement for two of the magnets?



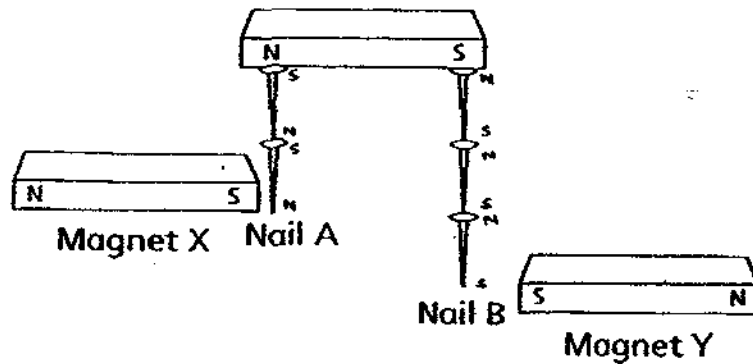
18. Ali observed that the two bars shown below were attracted to each other.



Which of the following conclusions must be incorrect?

- (1) Only bar A is a magnet.
- (2) Only bar B is a magnet.
- (3) Bars A and B are magnets.
- (4) Neither of the bars are magnets.


19. Study the diagram below.



Which of the following predictions are correct?

- (1) Both nails A and B will repel from both magnets.
- (2) Both nails A and B will be attracted to both magnets.
- (3) Nail A will repel from magnet X and nail B will be attracted to magnet Y.
- (4) Nail A will be attracted to magnet X and nail B will repel from magnet Y.

20. Yee Kiat held a magnet over a mixture of two different types of beads as shown below. He noticed that only the bigger beads were attracted to the magnet and not the smaller ones.



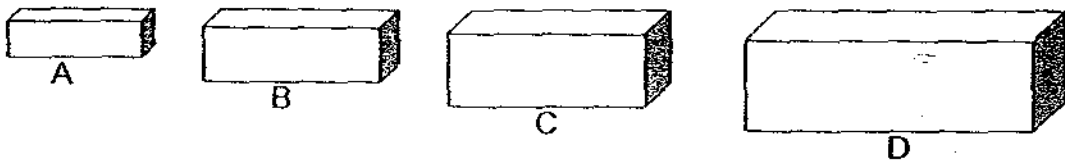
The bigger beads were attracted to the magnet because they are _____.

- A. metals
- B. bigger
- C. lighter
- D. magnets
- E. magnetic

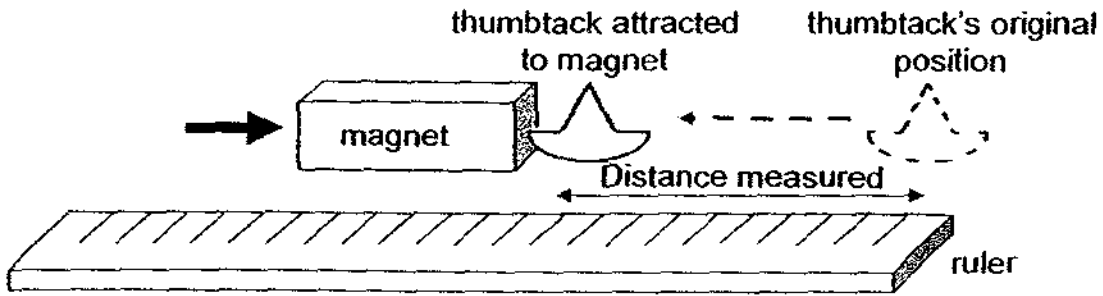
- (1) A and B
- (2) A and D
- (3) B and C
- (4) D and E



21. Isabelle wanted to test the strength of four bar magnets of different sizes, labelled A to D.



She conducted the experiment below by slowly moving each magnet towards a thumbtack until the magnet attracts the thumbtack to it.



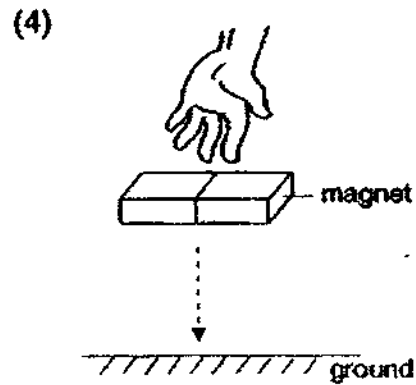
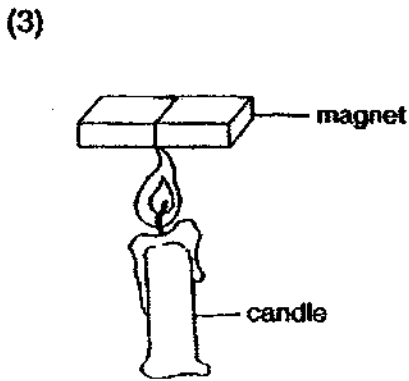
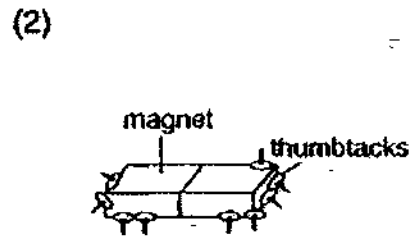
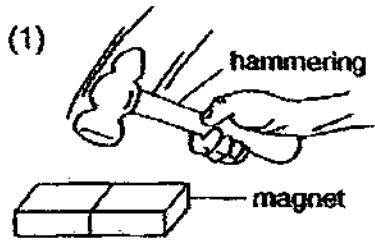
She then recorded the distance it took for the thumbtack to be attracted to the magnet and compiled the data into the table below.

Magnet	Distance measured (cm)
A	4.2
B	5.1
C	4.3
D	3.4

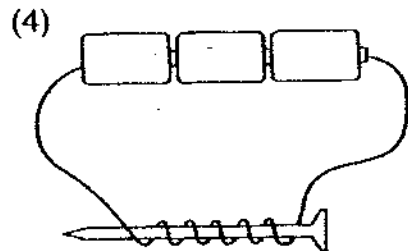
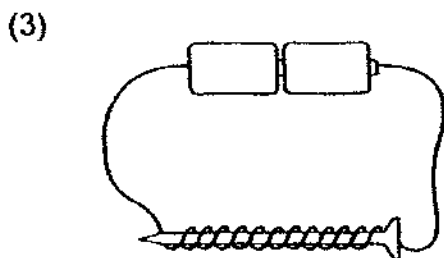
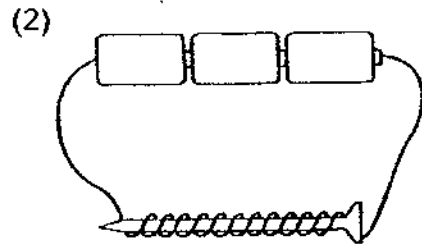
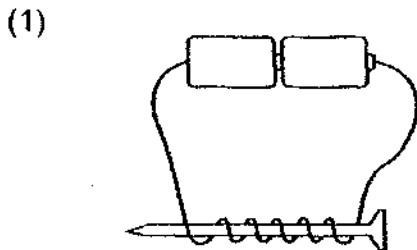
Which magnet is the strongest?

- (1) A
- (2) B
- (3) C
- (4) D

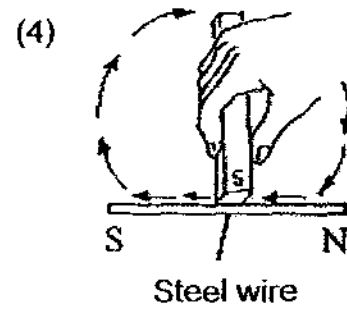
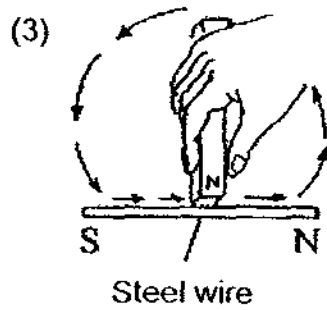
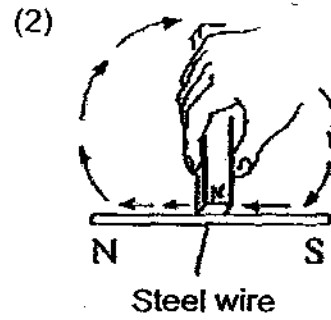
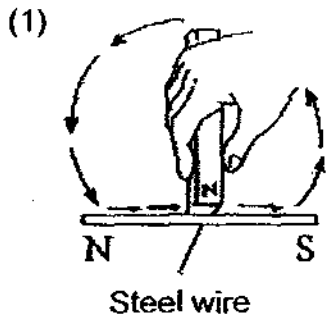
22. Which of the following magnets will remain strong after half an hour?



23. Which of the following electromagnets is the strongest?




24. Ali wants to make a magnet out of a steel wire using the stroke method. Which of the diagram below correctly indicates the direction of the North and South poles of the steel wire?

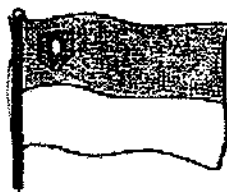


25. Which of the following object/s do not contain magnets?

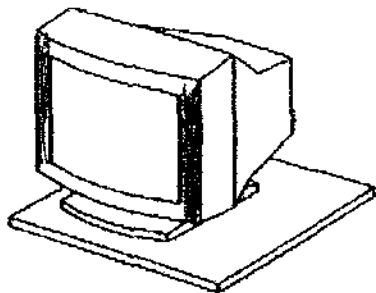
A:



B:



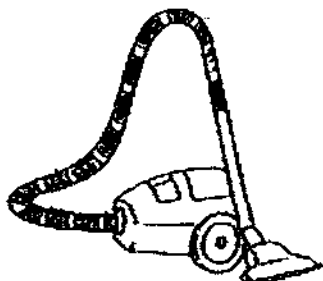
C:



D:



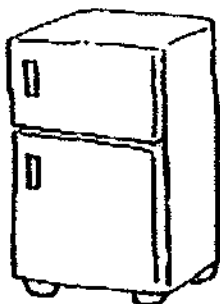
E:



F:



G:



- (1) A and B only
- (2) B and D only
- (3) B, D and F only
- (4) A, C, E, F and G only

End of Part I



Maha Bodhi School
2009 Continual Assessment 2

Science

Name : _____ ()

Class : Pr 3 ()

Duration : 1 h 30 min (Parts I & II)

Date : 27 August 2009


Parent's Signature : _____

Part I (50 marks)	
Part II (30 marks)	
Project (10 marks)	
Practical (10 marks)	
CA2 (100 marks)	

Part II: (30 marks)

For questions 26 to 35, write your answers in the spaces provided. The number of marks available is shown in the brackets [] at the end of each question or part-question.

26. Look at the pictures below.



tortoise



hippopotamus

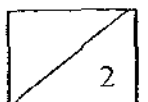


duck-billed
platypus



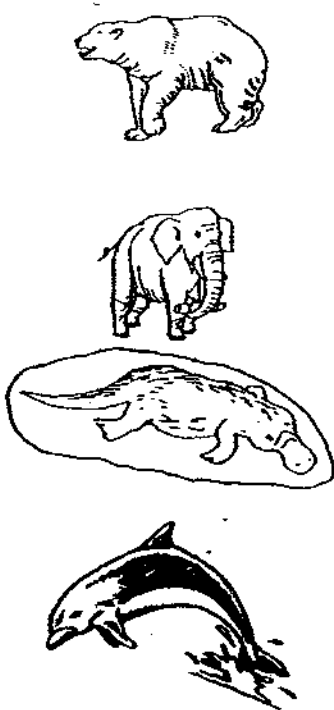


squirrel

Which animal does not belong to the same group as the rest? Give a reason for your answer. [2]



27. The table below shows three groups of animals

A	B	C
		

(a) Compare the three groups by stating the outer covering of each group of animals. [3]

Group A: _____

Group B: _____

Group C: _____

(b) One of the animals in Group C is different from most of the animals in the group in the way it reproduces. Draw a **circle** around this animal and state clearly how it is different from the rest. [2]

28. The picture shows a mushroom.
Name the parts labelled A, B and C.



A: _____ [1]

B: _____ [1]

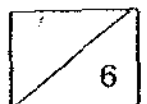
C: _____ [1]

29. Hari wanted to test the properties of three rods made using different materials. He subjected each ruler to the following tests.


a) He used a coin and scratched on the surface of each rod to see if they left a mark.
What property was he testing? [1]

b) Next, he tried bending each rod without breaking them. What property was he testing? [1]

c) Finally, he used a hammer to knock on each rod to see how easily they break.
What property was he testing? [1]



30. The picture below shows a plastic pail.



State two characteristics that plastic has for it to be a suitable material for making the pail. [2]

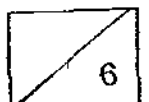
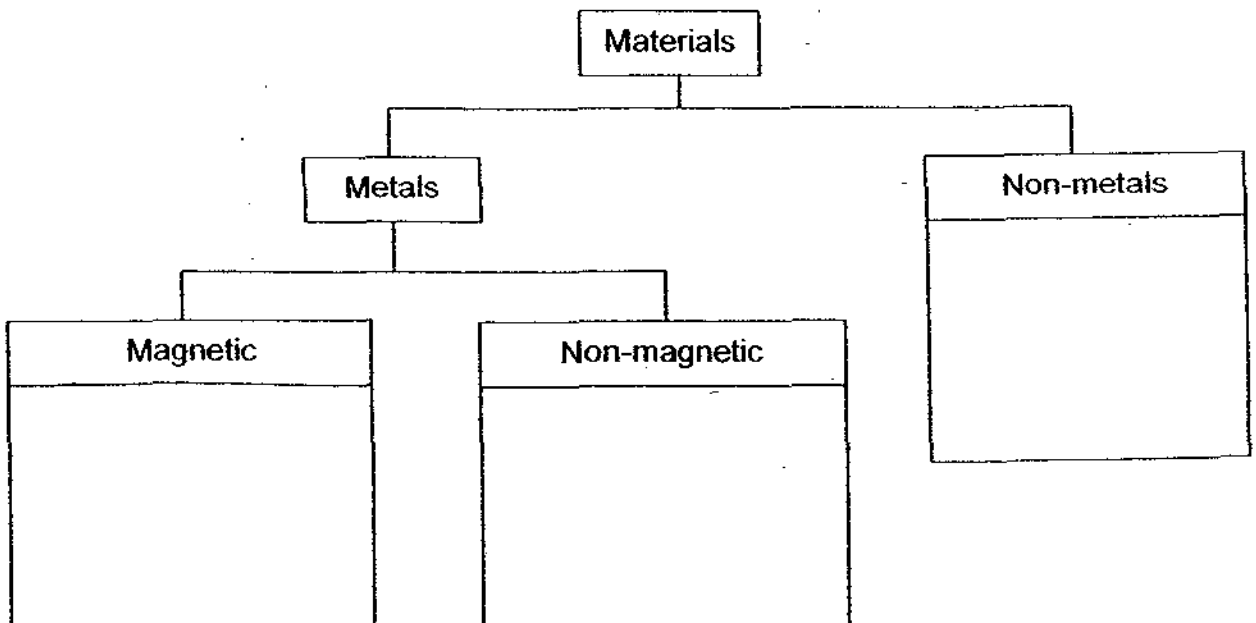
(i) _____

(ii) _____


31.

steel	aluminium	cobalt	plastic
iron	ceramic	cotton	silver

Classify the materials listed in the box correctly using the chart below. [4]



32. Two ring magnets, A and B, were put through a wooden rod as shown below.



Explain why magnet A is able to float over magnet B.

[2]

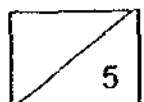
33. Kimberly was using the stroke method to make a steel rod into a magnet

Number of strokes	10	15	20
Number of staples attracted to the magnet	5	8	14

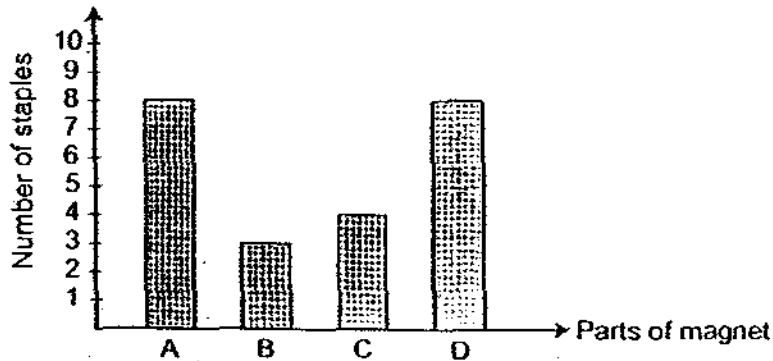
a) From the table, what can she conclude about the relation between the number of strokes and the strength of the magnet? [2]

b) She repeated the experiment with rods made of cobalt and iron and found that they can be made into magnets as well.

Name another material, other than steel, cobalt or iron, the rod can be made of that can also be made into a magnet. [1]




34. Winn carried out an experiment using a bar magnet and staples. She placed the magnet over a pile of staples and recorded the number of staples attracted to different parts of the magnet, labelled A to D. She compiled the data and presented them in the graph below.

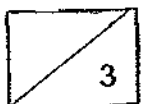


- a) Based on the graph, which parts of the magnet attract the most staples? [1]

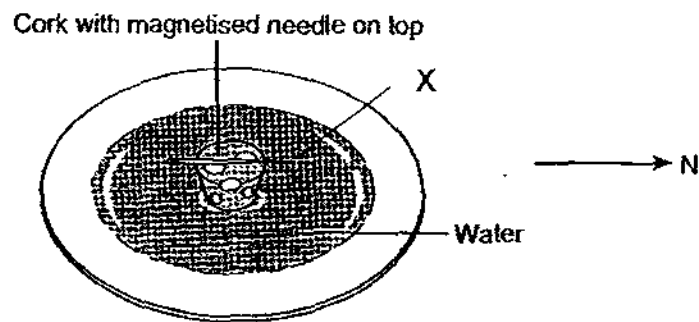
- b) Mark 'A' and 'D' on the diagram of the bar magnet below. [1]



- c) Explain your answer in part (b) [1]



35. Ali attached a magnetised needle to a piece of cork as shown below.



a) Which instrument does the above setup represent?

[1]

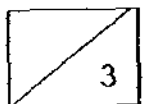
b) Give two reasons why a cork is used in this setup.

[2]

(i) _____

(ii) _____

End of Paper



21

ANSWER SHEET

EXAM PAPER 2009

SCHOOL : MAHABODHI PRIMARY
SUBJECT : PRIMARY 3 SCIENCE

TERM : CA2

Q1	Q2	Q3	Q4	Q5	Q6	Q7	Q8	Q9	Q10	Q11	Q12	Q13	Q14	Q15	Q16	Q17
1	1	1	4	4	2	1	2	2	4	1	1	3	3	4	4	4

Q18	Q19	Q20	Q21	Q22	Q23	Q24	Q25
4	4	4	2	2	2	1	1

26) The tortoise does not belong to the same group as the rest. The rest of the animals are mammals while the tortoise is a reptile.

27) a) A: Scales B: Feathers C: Hair

b) The three other mammals give birth to their young alive while the platypus lays eggs.

28) A: stalk B: gills C: cap

29) a) He was testing if the rod was hard.

b) He was testing if the rod was flexible.

c) He was testing if the rod was strong.

30) i) Plastic is light.

ii) Plastic is waterproof.

31) Magnetic

Steel

Cobalt

Iron

Non-magnetic

aluminium

silver

Non-metals

plastic

ceramic

cotton


32) The like poles of the two ring magnets are facing each other, causing the like poles to repel one another. Therefore, magnet A is able to float over magnet B.

33)a)The greater the number the number of strokes the greater the strength of the magnet.

b)The rod could also be made of nickel.

34)a)Part A and B of the magnet attracts the most staples.

b)



c)The magnetism of the magnet is the strongest at its poles.

35)a)It represents the compass.

b)i)You can spin the cork so the needle would come to a rest.

ii)It can rotate freely.